Titan FX Social user guide

Index

1. What are the features of the Titan FX social trade app?

2.What are the steps to start using the app?

3.FAQs

4.Contact

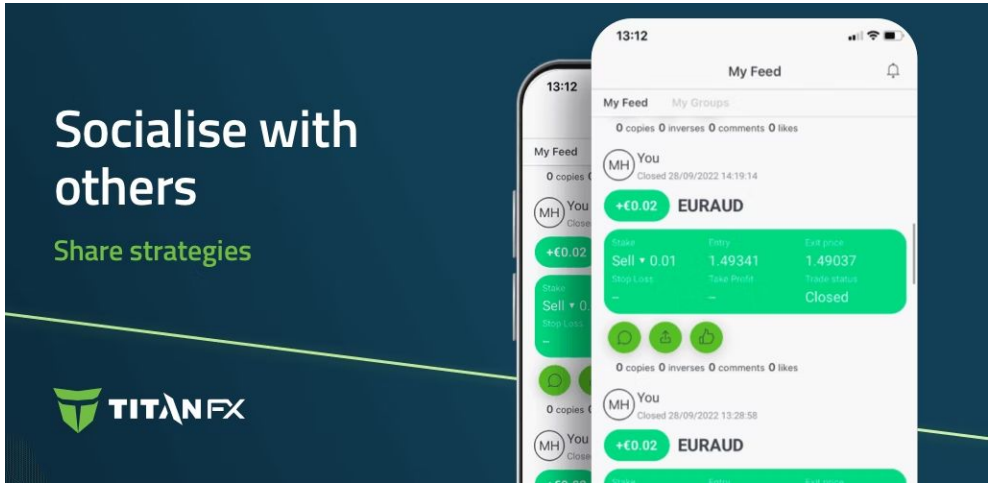

1. What are the features of the Titan FX social trade app?

- Link to MT4 / MT5, Standard / Blade / Micro Trading Accounts
- Follow & copy trades of top traders from around the world
- Trade directly from the app
- Share trading strategies and profit as a signal provider
- Traders can chat with other traders

2. What are the steps to start using the app?

You can start using the app by following these simple steps!
(Please refer the detailed instructions from the next page.)

2.1 Download Titan FX Social
2.2 Create your profile on Titan FX Social
2.3 Login to your profile & link your Titan FX live account as Copier or Signal Provider
2.4 Signal provider - Fill out the application form
2.5 Signal provider - Set your fee
2.6 Copier - Set Max Drawdown
2.7 Set up your profile details

2.1. Download Titan FX Social

Please download Titan FX Social app
From the download page here.



2.2. Create your profile on Titan FX Social

1. When you use the app for the first time, you need to create your profile on Titan FX Social.
2. Fill out the form with your information.
   - Email: your email
   - Password: choose your own password
   - Confirm password: repeat your password
   - First name: your first name
   - Last name: your last name
   - Phone number: your phone number

1



2

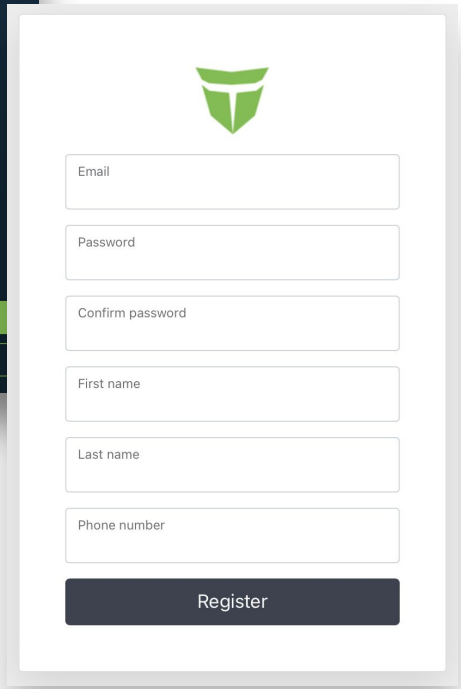

3. You will be redirected to a confirmation page.
4. You will receive a confirmation email.
   Simply click the link in the email and confirm.
5. You will receive a confirmation email.

1

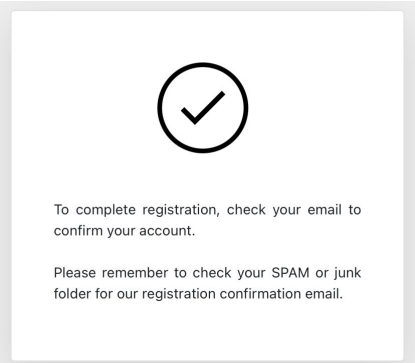

2

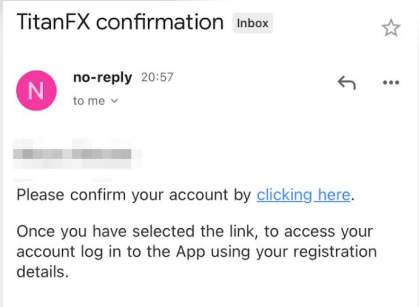

3

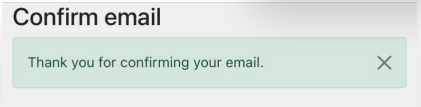

2.3. Login to your profile & link your Titan FX live account as Copier or Signal Provider

1. Go back to the top menu and login with your email and password.
2. Once you've logged in you need to link your Titan FX live account.
3. You can link your account as a copier or a signal provider.

1

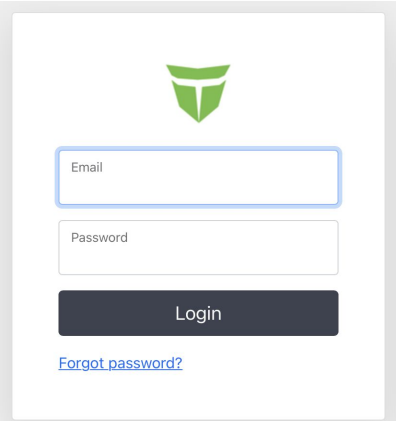

2

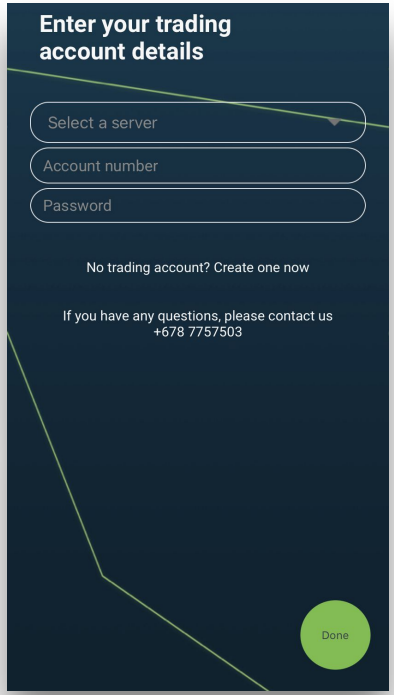

3

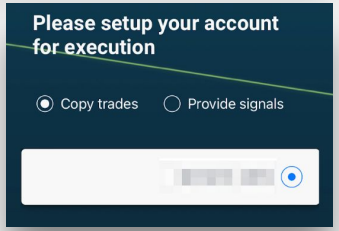

2.4. Signal provider - Fill out the application form

1. If you link your live account as a signal provider, you will see an option to charge a fee in Account page.
2. By clicking this option, you will be directed to Signal Application Form page. You need to supply the information listed in the next pages and simply submit your form.

1

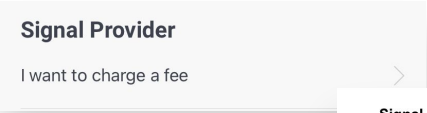

2

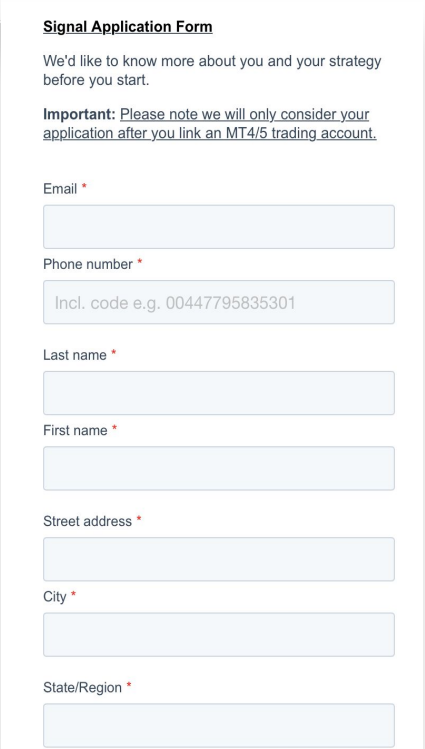

- Email
- Phone number
- Last name
- First name
- Street address
- City
- State/Region
- Country/Region
- Individual or Corporate application
- Corporate name
- Employment
- Occupation
- Annual income
- Savings

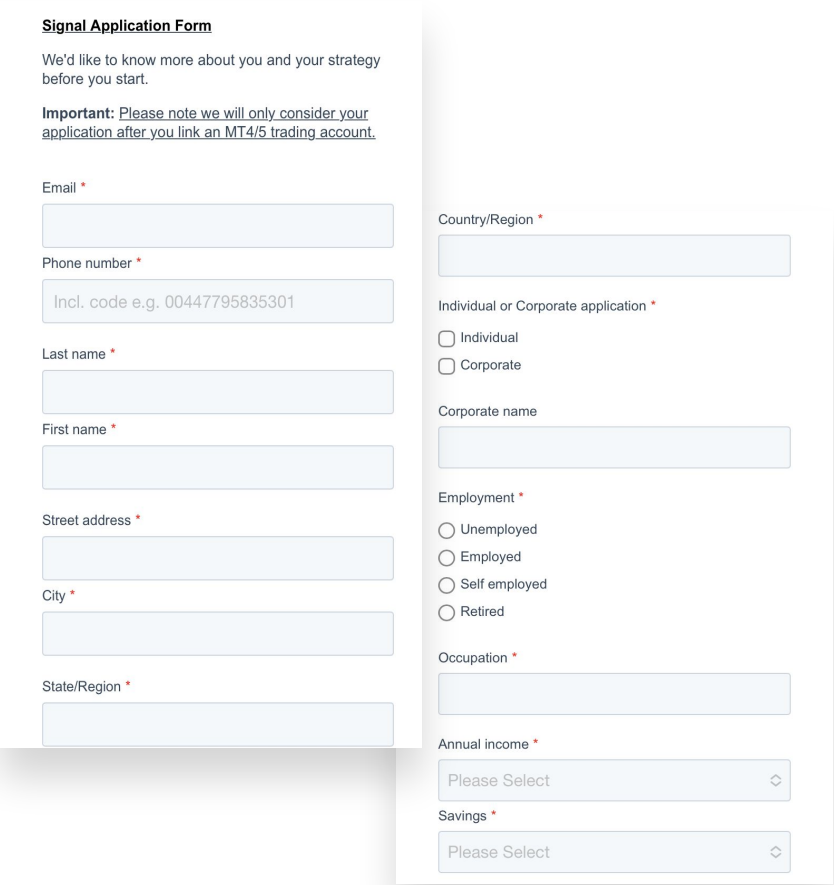

Signal Application Form

We'd like to know more about you and your strategy before you start.

Important: Please note we will only consider your application after you link an MT4/5 trading account.

Email *

Phone number *

Incl. code e.g. 00447795835301

Last name *

First name *

Street address *

City *

State/Region *

Country/Region *

Individual or Corporate application *

- Individual
- Corporate

Corporate name

Employment *

- Unemployed
- Employed
- Self employed
- Retired

Occupation *

Annual income *

Please Select

Savings *

Please Select

- Savings
- Investments
- Source of funds
- How many years trading?
- Experience (trading Shares)
- Experience (trading CFD's or FX)
- Name of strategy
- Strategy description
- Career experience
- Incorporation certificate
- Company proof of address
- Articles of Association
- Proof of address
- Photo proof of ID
- Verification of Trade History (min 6 months)

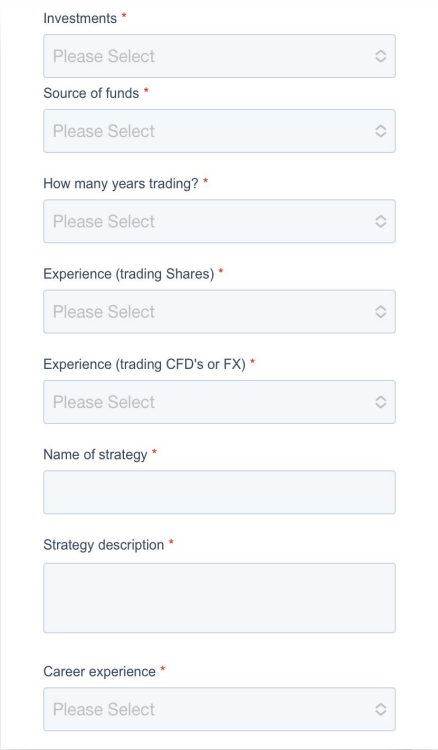

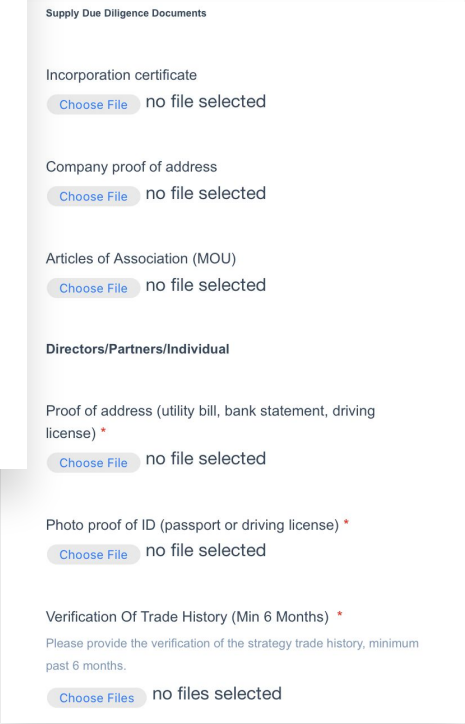

2.5. Signal provider - Set your fee

1. Once your application is reviewed, you will see an option to set fee in Account page.
2. Now you can set your fee either performance or subscription to charge to copiers.
   - Performance : You can charge a xx% of copier's profitability.
   - Subscription : You can charge a fixed monthly subscription fee in USD.

1

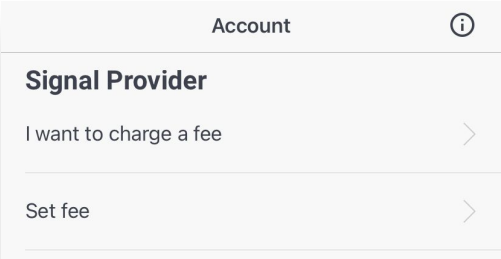

2

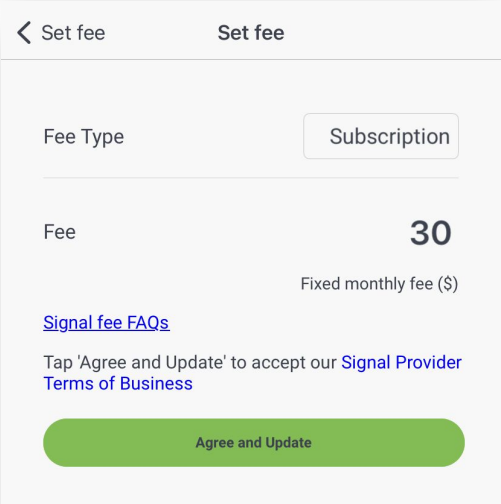

2.6. Copier - Set Max Drawdown

1. If you link your live account as a copier,
   you will see an option to set max drawdown in Account page.
2. You can set your draw down.
   For more details, please refer to [this article]

1



2

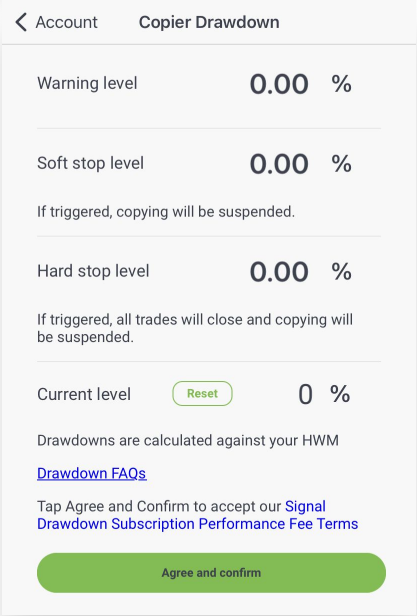

2.7. Set up your profile

Setting up your profile is important if you provide signal.
Copiers refer those information who to copy.

- Set up the profile picture
- Signal name : you can choose your own signal name
- Equity guide : It is an amount recommended for copying in USD
- First name : your first name
- Last name : your last name
- Search handle : Set your handle name if you want the copiers to search your profile
- Hide my profile : You can turn on this button if you don't want other traders to find your profile.
- Biography : your biography
- Website : your website
- Location : your residencial country
- IB url : Your Titan FX IB url (if you are an IB.)

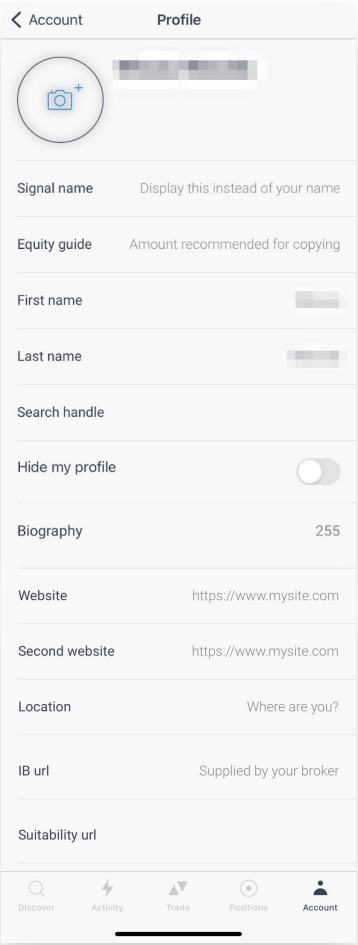

3. FAQs

Q: What is the difference between follow and copy?
A: Following is free and it lets you monitor a Signal's live performance. Copy is to copy every single position of the trader.

Q: Can I use EA?
A: Yes, you can use EA on your account.

Q: Do I need to provide backtest to be a provider?
A: You need to provide the trading history of MT4/5 when you submit your application form.

Q: Can I use a demo account?
A: No, we do not allow to use demo account.

Q: What is a Performance Fee?
A: A performance fee is a fee charged to an account that relates to the performance (profitbaility) of the copier. E.g. if you copying a Signal that is charging a 30% fee, and you make £100 profit, your account will be charged £30.

Q: How is a Performance Fee calculated?
A: The performance fee is calculated by aggregating open and closed trades for that week, if the total value is above the high watermark then a fee is applied to the profit.

Q: When is a Performance Fee charged?
A: Performance fees are typically calculated on every Sunday 00h00 UTC. Fees are then deducted thereafter.

Q: How is a Performance Fee charged?
A: The fee is calculated weekly and charged to your trading account. The deduction will appear in your trading statement.

Q: What is a High Watermark?
A: The watermark is the highest value that a client account has achieved. If an accounts profit is not over the high watermark then no fee is charged. The high watermark will stay in place until such time as total profit exceeds the existing high watermark. This new level of profitability (less fees) will become the new high watermark.

Q: What is a Subscription Fee?
A: This is a fixed monthly fee charged to copier. This fee is unrelated to performance

Q: How is a Subscription Fee set?
A: Signal Accounts can set a fee - there is no maximum or minimum fee

Q: When is a Subscription Fee charged?
A: At the beginning of each month. Please note that irrespective how long you have been copying for the month, you'll be charged the full fee.

Q: How is a Subscription Fee charged?
A: The fee is charged to your trading and deducted at the start of each calendar month.

4. Contact

If you have any question, please do not hesitate to contact us.

For more information, please go to Pelican trading website (https://knowledgebase.pelicantrading.io/knowledge/faqs-for-using-the-app)